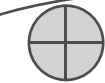


HEIGHT LINE

FOLD AROUND DOOR EDGE



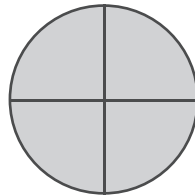
$\frac{3}{8}$ " (10mm)



$\frac{3}{8}$ " (10mm)

OUTLINE OF BACK PLATE

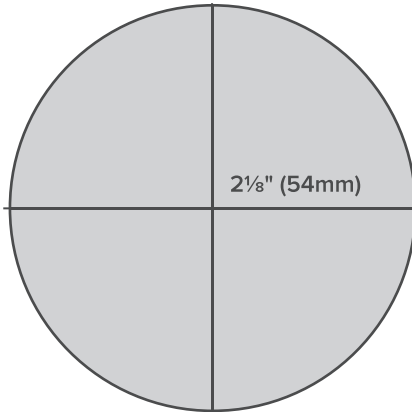
1" (25mm)



$2\frac{3}{4}$ " (70mm)

CENTRE LINE OF LATCH

$2\frac{1}{8}$ " (54mm)



KIC5210-5510-T-1117



Fix this template in position on the locker door to ensure holes are drilled accurately.

Use for vertical, right handed and left handed horizontal fitting.

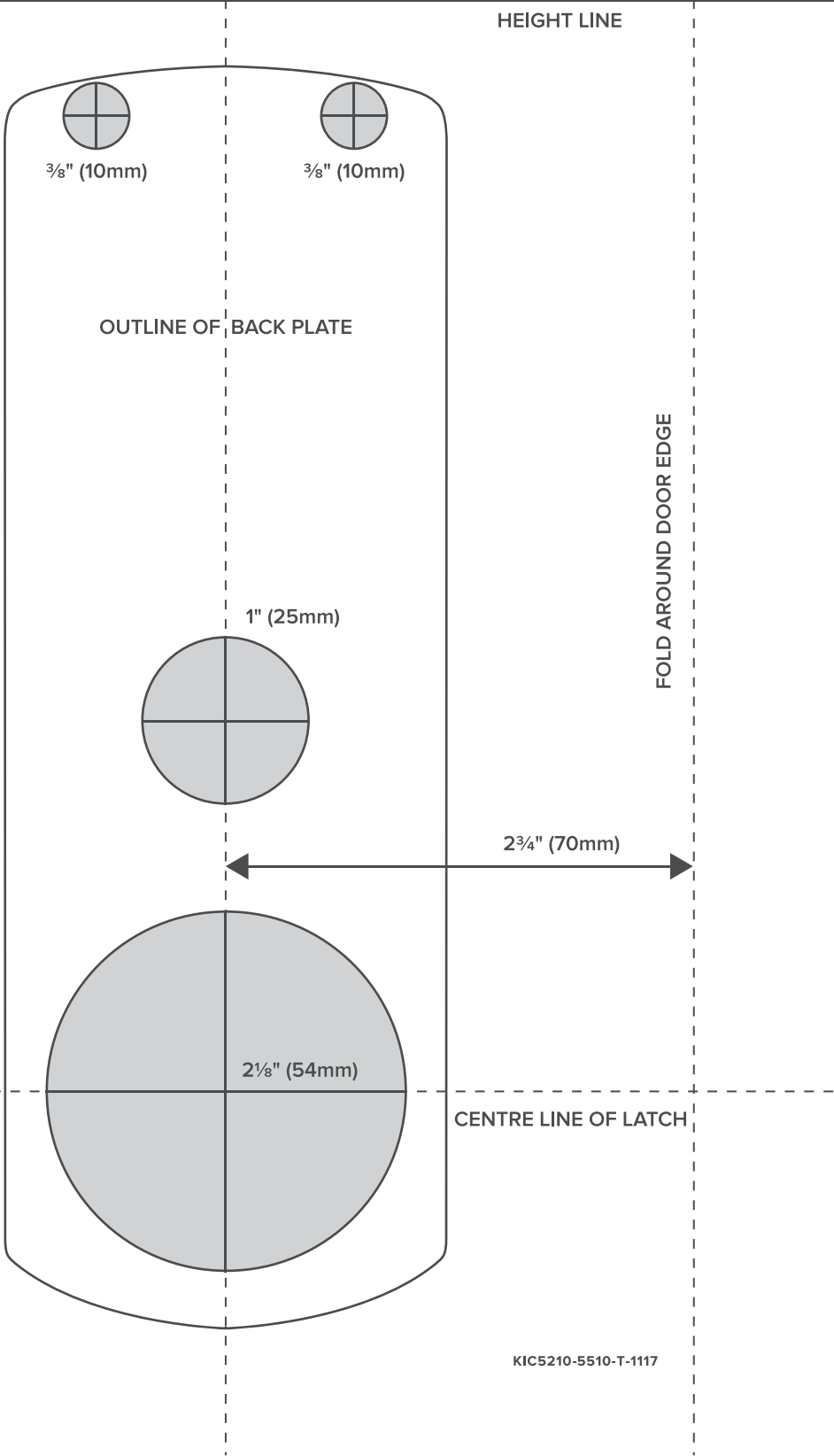
KIC5210/5510

LOCK INSTALLATION TEMPLATE



Fix this template in position on the locker door to ensure holes are drilled accurately.

Use for vertical, right handed and left handed horizontal fitting.



KIC5210-5510-T-1117

KIC5210/5510

LOCK INSTALLATION TEMPLATE